


2012 Honda Fit Shuttle Hybrid




Purchase Price **\$7,984**

Includes GST
Excludes on-road costs of \$695


Indicative repayments

\$38.99 per week*

Based on a 60 month term & 15% deposit.
Total repayments (260) = \$11,440.2




Gain peace of mind with **Mechanical Breakdown Insurance. Ask us how.**




Top features

- » Air Conditioning
- » Central Locking
- » Child seat anchor poin...
- » Eco Mode
- » Electric Mirrors
- » Electric Mirrors (Retr...
- » Electric Windows
- » Keyless Entry
- » Power Steering
- » Rear Wiper
- » Safety Brake System
- » Steering Wheel Control...
- » Wheel Covers
- » Window Visors

Body Style	4 door, Station Wagon	Reg No.	-
Odometer	102,921 km	Ext Colour	Metallic Blue
Engine	1300 cc, Hybrid	History	-
Fuel Type	Hybrid	Seats	5 seats, Half Leather
Transmission	Auto	CO2 Emissions	-
Wheels	-	Energy Economy	☆☆☆☆☆☆
VIN	7AT08G1XX24109790	Annual fuel cost not available	
Interior	Black and brown	Energy Consumption unknown.	Emissions and Energy Economy figures standardised to 3P WLTP.
Safety		Stock ID: 3782	
	<small>Based on 2023 VSRR rating</small>		



Sterling Cars Christchurch | Phone 03 261 6036 | Email info@sterlingcars.co.nz
148 Carlyle Street, Sydenham, Christchurch 8023, New Zealand
www.sterlingcars.co.nz



4.62 | 100 reviews

* Sterling Cars Christchurch is not a lender nor a financial adviser. Any amounts displayed should not be seen as an offer of finance or taken as financial advice. The interest rate, fees and loan term used in this calculation may not actually represent those available from lenders. Actual interest rates, fees and loan terms will vary per lender and are typically based on an assessment of your credit risk and responsible lending criteria. Any repayment amounts displayed are indicative only and have been calculated using several other indicative inputs. The interest rate used in this calculation is an arbitrary 9.95%, however exact interest rates vary per lender. The term of the loan used in this calculation is 60 month. Exact terms available vary per lender although options typically include 6, 12, 18, 24, 36, 48 and 60 months. This calculation also includes two typical mandatory fees charged by lenders. These are an account admin fee of \$1.80 per month (other payment frequencies may be available) and a one-off establishment fee of \$500.00. Typically, this fee can be paid upfront or, as in this calculation, be capitalised over the contract term, ie. included in the loan amount. These fees can vary per lender and other non-mandatory fees and charges may also apply. The total amount of repayments has been calculated by multiplying 260 weekly repayments (based on a 60 month term) by the weekly repayment amount of \$38.99 which equals \$11,440.20. This calculator does not consider any of your own personal circumstances and we strongly suggest you seek budgeting advice prior to committing to any loan contract. Responsible lending criteria and lender terms and conditions will likely apply to any finalised loan contract. Proof of security and/or vehicle insurance may also be required before proceeding.